

DC-Transformer 437LT-5.0

Typical characteristic curves of this DC/DC converter

All measurements made at ambient temperature ($25^{\circ}\text{C}\pm 3\text{K}$)

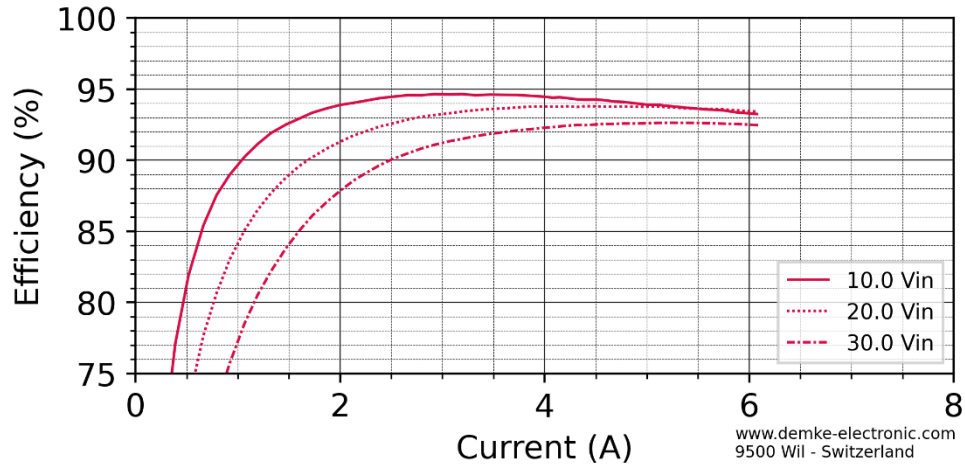


Figure 1 Efficiency in the constant voltage range of the DC-Transformer 437LT-5.0

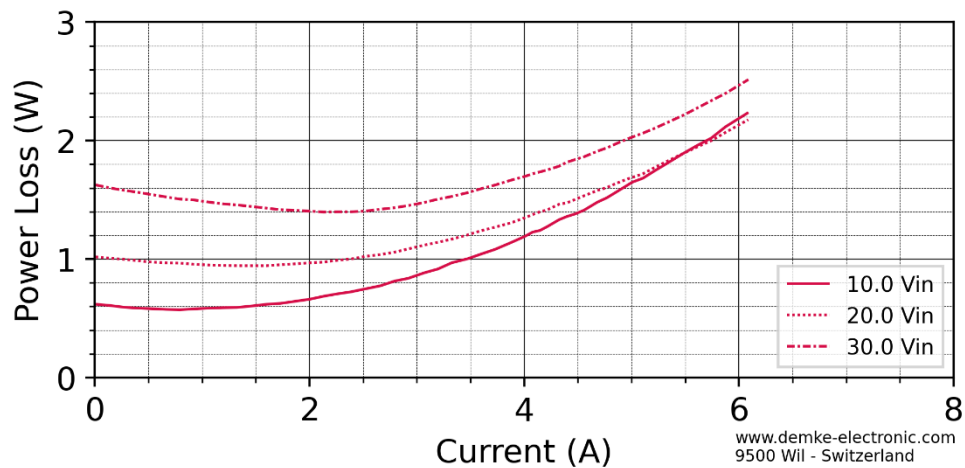


Figure 2: Power Loss over current of the DC-Transformer 437LT-5.0

For further information see the technical data sheet available at: www.demke-electronic.com

All technical and general information is provided in all conscience. We reserve the right to change specifications at any time.

DC-Transformer 437LT-5.0

Typical characteristic curves of this DC/DC converter

All measurements made at ambient temperature ($25^{\circ}\text{C}\pm 3\text{K}$)

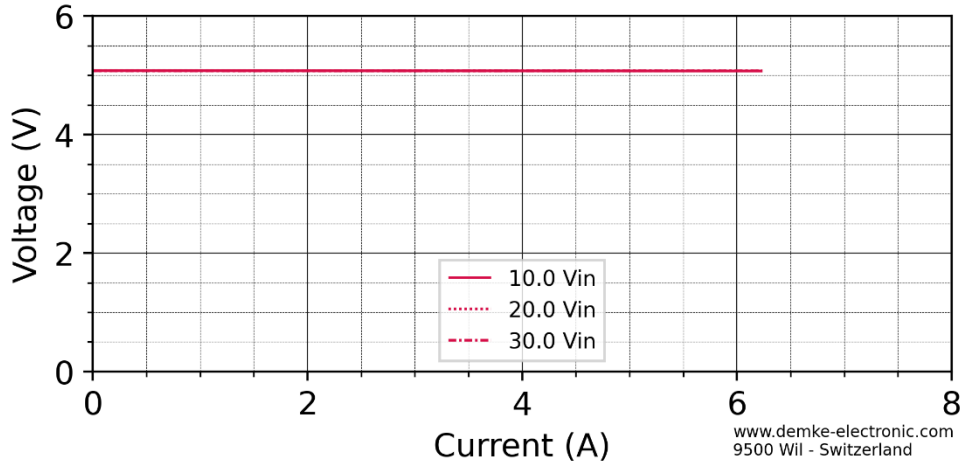


Figure 3: Voltage in CV-mode of the DC-Transformer 437LT-5.0

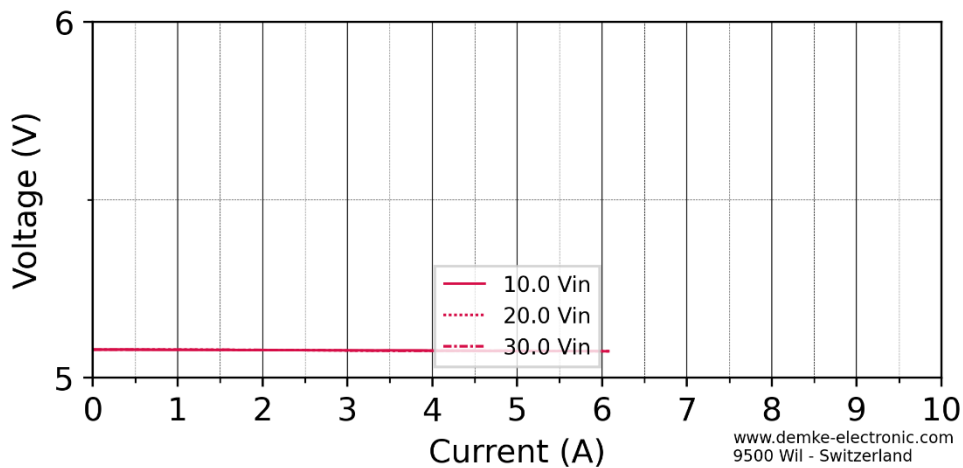


Figure 4: Voltage in CV-mode of the DC-Transformer 437LT-5.0

For further information see the technical data sheet available at: www.demke-electronic.com

All technical and general information is provided in all conscience. We reserve the right to change specifications at any time.