

DC-Transformer 422-24-SD1

Typical characteristic curves of this DC/DC converter

All measurements made at ambient temperature ($25^{\circ}\text{C}\pm 3\text{K}$)

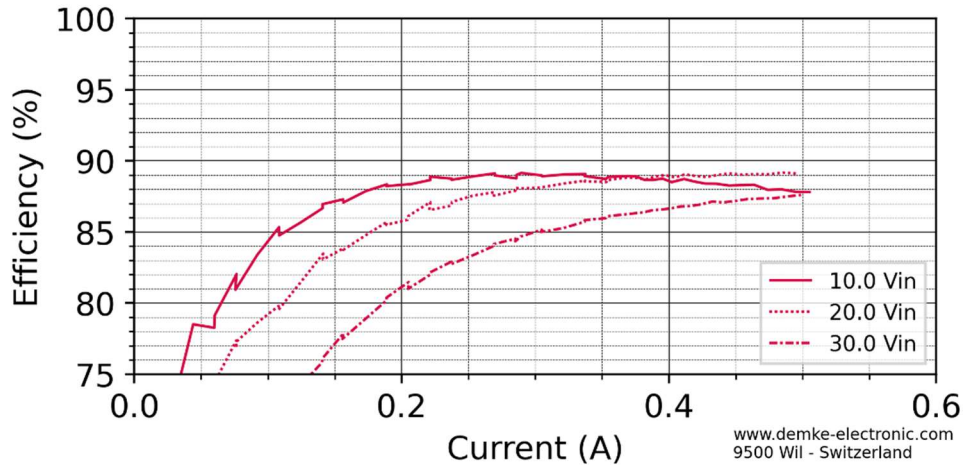


Figure 1 Efficiency in the constant voltage range of the DC-Transformer 422-24-SD1

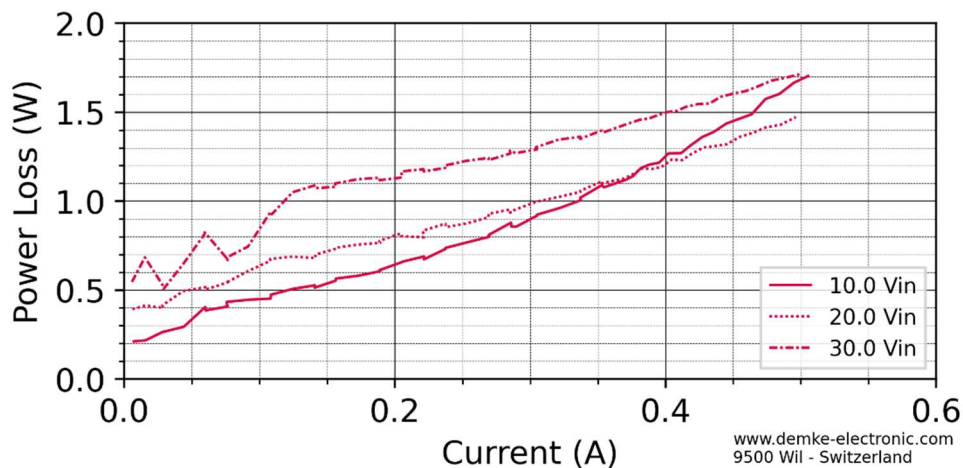


Figure 2: Power Loss over current of the DC-Transformer 422-24-SD1

The measurement error in light load operation must be excused. We consider the making available of these characteristic curves more useful than no characteristic curves.

For further information see the technical data sheet available at: www.demke-electronic.com

All technical and general information is provided in all conscience. We reserve the right to change specifications at any time.

DC-Transformer 422-24-SD1

Typical characteristic curves of this DC/DC converter

All measurements made at ambient temperature ($25^{\circ}\text{C}\pm 3\text{K}$)

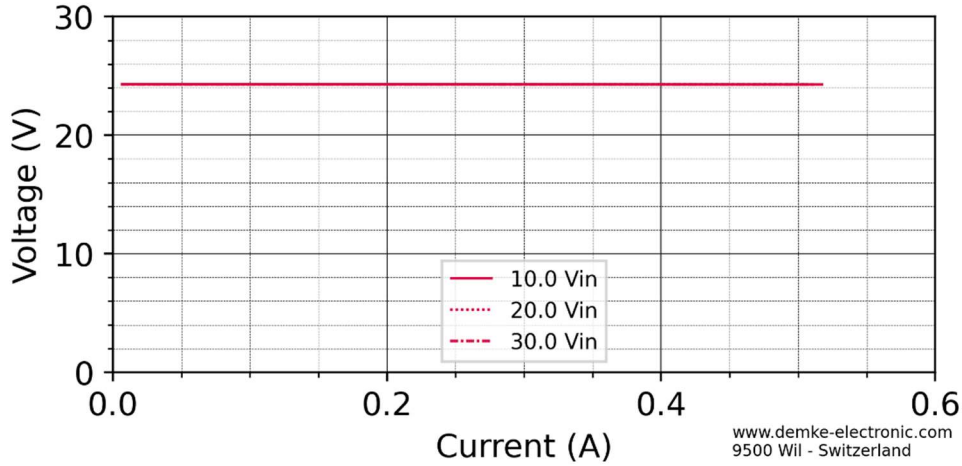


Figure 3: Voltage in CV-mode of the DC-Transformer 422-24-SD1

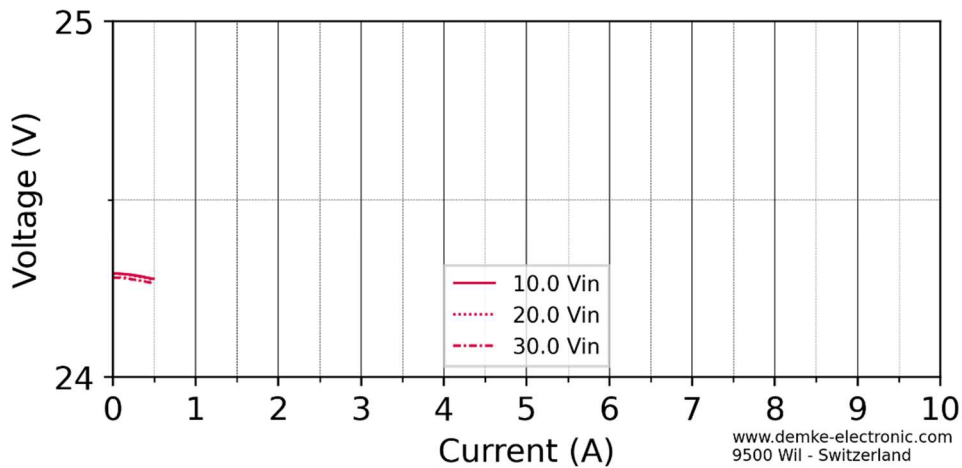


Figure 4: Voltage in CV-mode of the DC-Transformer 422-24-SD1

For further information see the technical data sheet available at: www.demke-electronic.com

All technical and general information is provided in all conscience. We reserve the right to change specifications at any time.